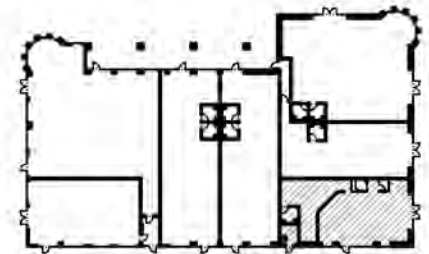


SUITE C

- GLA (Gross Leasable Area) = 1,780 SF
- Ceiling Height: 11'-0"
- Height to Top of Structure: 17'-4"
- Electrical Service Size: 225A
- HVAC Tonnage: One Unit @ 6 tons, gas heat
- Size of Water Line: $\frac{3}{4}$ "
- Size of Waste Line: 4"
- Size of Back Door: 1 Pair 3'-0"w X 9'-0"h



KEYPLAN

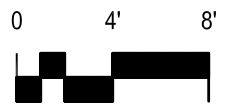
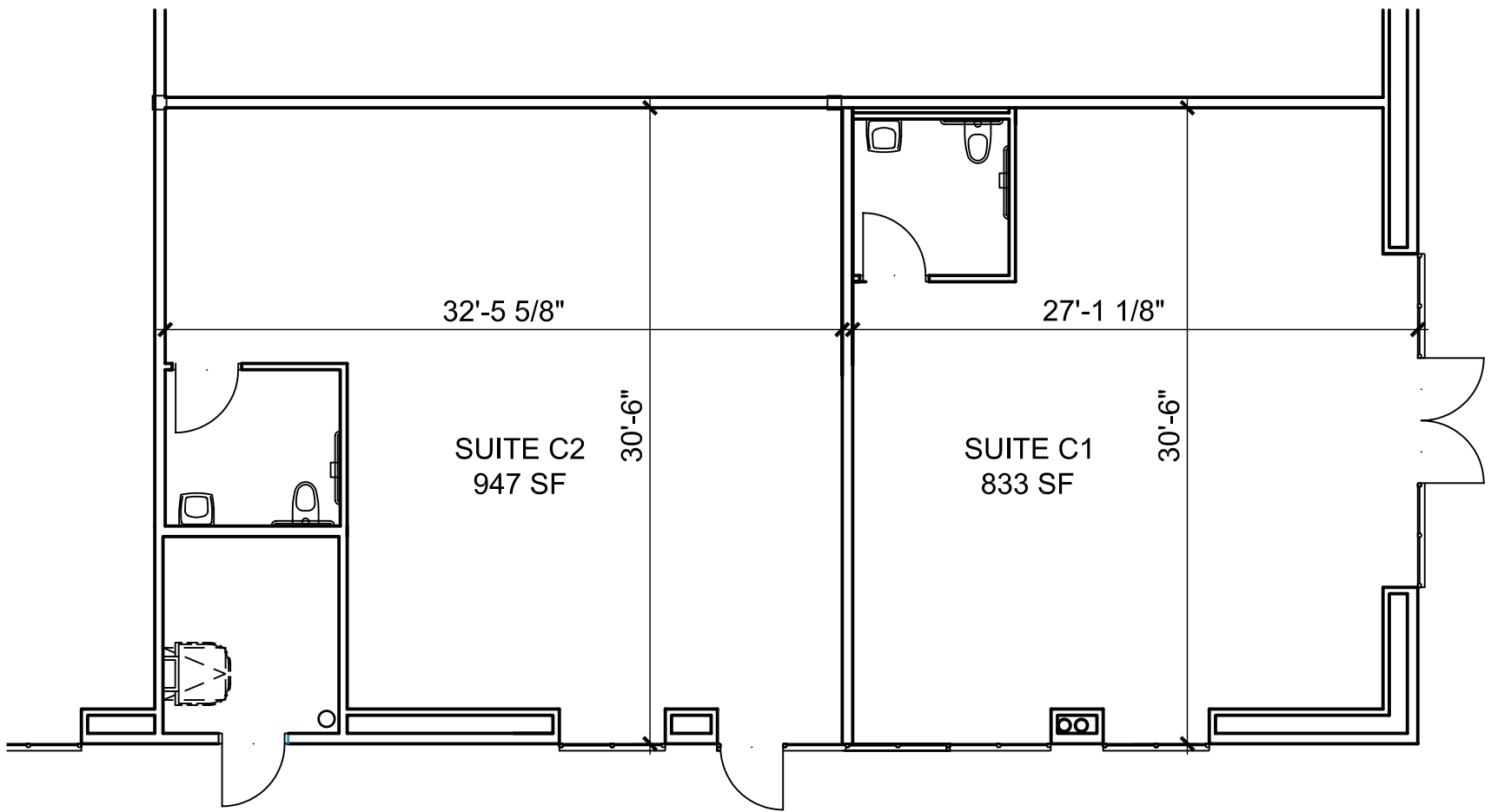


Uptown Park

2201 Louisiana Blvd., NE
Albuquerque, NM 87110

Geltmore, LLC

6211 San Mateo Blvd. NE, Suite 130
Albuquerque, NM 87109-3534
505-294-8626 www.geltmore.com

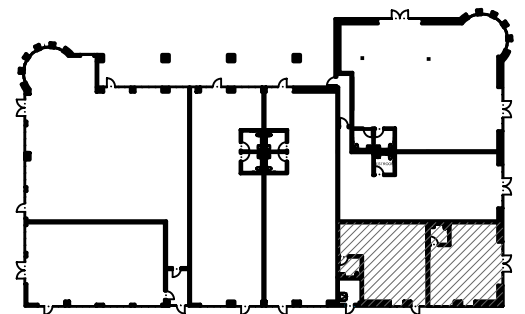


SUITE C1

GLA (Gross Leasable Area) = 833 SF
 Ceiling Height: 11'-0"
 Height to Top of Structure: 17'-4"
 Electrical Service Size: 225A (shared)
 HVAC Tonnage: One Unit @ 6 tons, gas heat (shared)
 Size of Water Line: $\frac{3}{4}$ "
 Size of Waste Line: 4"
 Size of Back Door: None

SUITE C2

GLA (Gross Leasable Area) = 947 SF
 Ceiling Height: 11'-0"
 Height to Top of Structure: 17'-4"
 Electrical Service Size: 225A (shared)
 HVAC Tonnage: One Unit @ 6 tons, gas heat (shared)
 Size of Water Line: $\frac{3}{4}$ "
 Size of Waste Line: 4"
 Size of Back Door: None



KEYPLAN



Uptown Park

2201 Louisiana Blvd., NE
 Albuquerque, NM 87110

Suites C1 & C2 possible division

Geltmore, LLC

6211 San Mateo Blvd. NE, Suite 130
 Albuquerque, NM 87109-3534
 505-294-8625 www.geltmore.com